

PASSOVER

BINGO



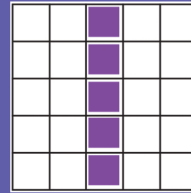



How to Play

Each player selects one of the bingo cards as their own card. In addition to selecting a board, the purple chips should be divided up among the players.





The youngest player goes first and spins the spinner. After the spinner lands on or points to one of the pictures, each player should check his/her card to see if any of the pictures on their card match that picture on the spinner. If one of their pictures matches the spinner picture, he/she places one of the purple chips on that square. It is now the next player's turn to spin the spinner. Play continues until a player fills an entire row of his/her card either vertically, horizontally or diagonally. That player then shouts BINGO! Or try one of the other five ways to play, shown above right.

Eight Great Ways to Play



Any Row • Horizontal, Vertical, or Diagonal

Half Card



Outside Edge

Four Corners

Center 9

Whole Card

Contents: 6 playing boards, 1 spinner board and lots of chips

